





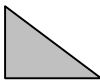









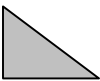


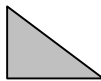


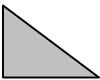
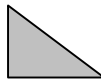
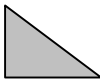

















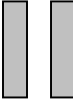


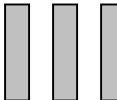


LOGICZNE CIĄGI – figury geometryczne

Popatrz i dorysuj dalszy ciąg figur geometrycznych. Zaznacz pionową kreską miejsce, gdzie kończy się rytm.

LOGICZNE CIĄGI – figury geometryczne

Dokończ logiczny ciąg – narysuj odpowiednie figury.

LOGICZNE CIĄGI – figury geometryczne

Pokoloruj figury w określonej sekwencji a następnie dokończ logiczny wzór.

